

# ANNUAL REPORT 2023

---



**BEACONSFIELD**  
PRIMARY SCHOOL



# CONTENTS

---

1. **Cover**
2. **Contents**
3. **From the Principal**
4. **From the Board Chair**
5. **Highlights**
6. **Teaching and Learning**
7. **Student Achievement and Progress**
8. **Enrolments and Attendance**
9. **Parent Survey**
10. **Staff Survey**
11. **Student Survey**
12. **Graduate Destinations**
13. **Financial Information**



# FROM THE PRINCIPAL

---

2023 saw another incredibly positive and constructive year for the staff, students and families of Beaconsfield PS. We welcomed a significant number of new families to the school, predominately through the Intensive English Centre (IEC) which grew to almost 70 students in four classes from 41 different countries. We also welcomed several new staff members as our student numbers swelled past 550.

We saw steady progress in student outcomes due to a continued focus on established practices and programs. A particular achievement was the school exceeding expectations in our Public School Review follow up evaluation on Student Achievement and Progress in Term 3. Our grounds and infrastructure saw significant upgrades, primarily in the forms of the refurbishment of the Undercover Area and a new transportable classroom on site. Two more classrooms are scheduled to be installed in 2024 to accommodate the influx of both mainstream and IEC numbers.

Our P&C again worked tirelessly to provide opportunities for the community to come together to celebrate our school and raise funds towards shared improvement initiatives. A special word of thanks to outgoing executive members Prue Riley, David Spencer and Holly Kemp for their leadership over the last few productive years.

Another special mention to our outgoing Board Chair Dan Coffey who has served in the role since 2022. Dan's support and guidance in the school's governance processes has been invaluable over the past two years. The 2024 - 2026 Business Plan produced through consultation with the Board and staff is evidence of a highly productive and constructive period in the school's history.

The year concluded with the permanent appointment of Mr Anthony Edwards as BPS principal for the start of 2024 and we look forward to welcoming him into the community.



**Chris John**

PRINCIPAL 2023



# FROM THE BOARD CHAIR

---



Required?



2023 BOARD CHAIR

# HIGHLIGHTS



- Welcome Smoking Ceremony
- PP - 6 EduDance lessons and concerts
- Special events such as ANZAC Service and Presentation Assembly
- 2nd annual Student Art Exhibition
- Whole school celebration days such as NAIDOC and Harmony Day
- Parent-Teacher Interviews
- Literacy and Numeracy Parent Information sessions
- Open Night
- PP-Year 6 Swimming Lessons
- Four students reaching a new tier of the Positive Behaviour recognition system
- Faction and Interschool Cross-Country, Swimming and Athletics Carnivals
- Constable Care Raod Safety presentations
- Weekly Numero Club and Term 4 interschool competetions
- STEM Studio and
- New mural painted by local artist James Giddy and Year 5 students
- First standalone Intensive English Centre Exiting Ceremony
- P&C Disco, Lap-a-thon and sundowners
- Year 6 Camp and Graduation





# TEACHING & LEARNING

---

The teaching and learning focus is focused primarily on developing the school's Explicit Teaching Framework. This approach lays out the explicit learning intention, evaluation practices and guided support present in each lesson that delivers the desired student progress in all learning areas across the school. Staff engaged in peer observations and coaching sessions where they built on their skills by sharing successes and challenges with different parts of the framework.

Our aim in Literacy in 2023 was to continue to develop consistency in the content and quality of our whole school programs. Our synthetic phonics and upper primary spelling programs continued to be collaboratively refined in the aim of equipping students with the sound and letter coding skills required to both interpret and create meaning with the written word. Year 2-6 staff continued to develop proficiency in Talk4Reading and Talk4Writing, a program that emphasizes exposing all students in the class to high quality literature and using acquired tools to deconstruct the meaning within to range of levels.

Additive thinking, focusing on flexibility and mastery when working with numbers in either concrete, pictorial or abstract form, continued to be a focus in Mathematics. This approach focuses on students developing a wide range of skills and strategies they can independently apply dependent on problem content and complexity. Weekly events such as Numero Club provided opportunities for students to further develop their skills. HASS, Science, Technologies and Health lessons gave students the chance to engage in the world beyond their classroom, while they experimented and expressed themselves through our specialist subjects in Visual Art, Music, Physical Education and Italian.



# STUDENT ACHIEVEMENT AND PROGRESS

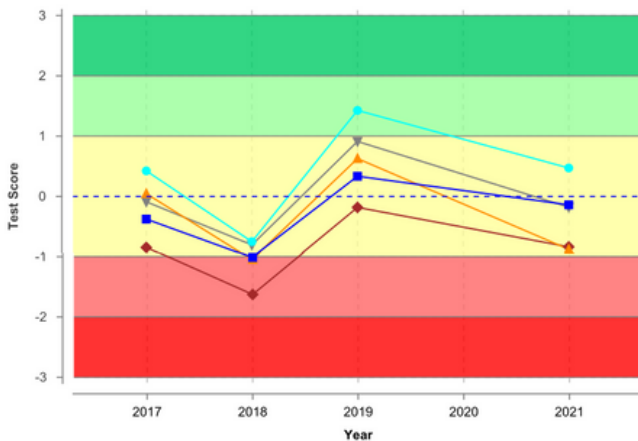
2023 NAPLAN results demonstrate a positive trend in aligning to academic expectations as compared to “like” schools. The displays on the left show the historical NAPLAN data while those on the right show the 2023 results (no 2022 data due to a change in the comparison format).

Comparative Performance Summary

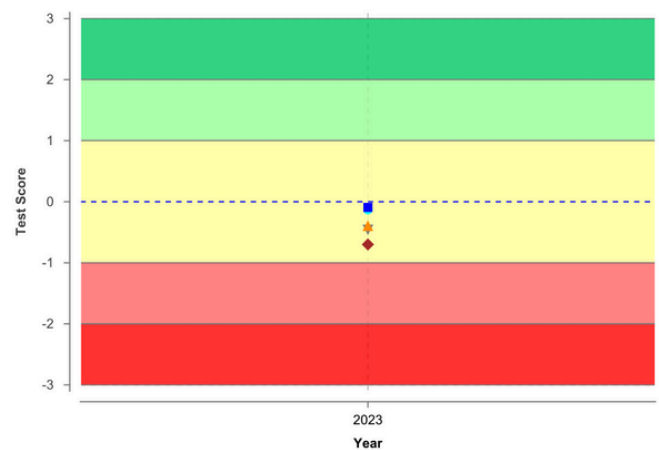
	Year 3	Year 5
	2023	2023
Numeracy	-0.1	-0.9
Reading	-0.1	0.2
Writing	-0.4	-1.0
Spelling	-0.7	-1.1
Grammar & Punctuation	-0.4	-0.5

<span style="display:inline-block; width:15px; height:15px; background-color: #28a745; border: 1px solid black;"></span>	Above Expected - more than one standard deviation above the predicted school mean
<span style="display:inline-block; width:15px; height:15px; background-color: #ffc107; border: 1px solid black;"></span>	Expected - within one standard deviation of the predicted school mean
<span style="display:inline-block; width:15px; height:15px; background-color: #dc3545; border: 1px solid black;"></span>	Below Expected - more than one standard deviation below the predicted school mean
<span style="display:inline-block; width:15px; height:15px; background-color: #fff; border: 1px solid black;"></span>	If blank, then no data available or number of students is less than 6

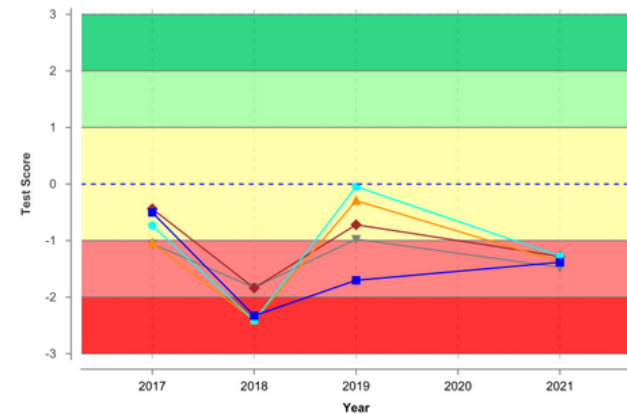
Comparative Performance: Year 3




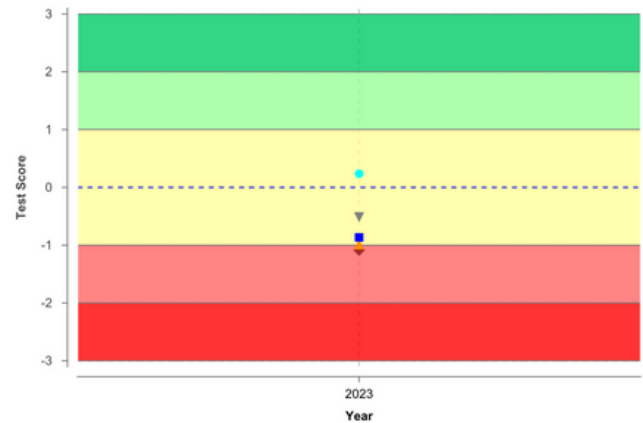
Comparative Performance: Year 3



Year 5



Year 5

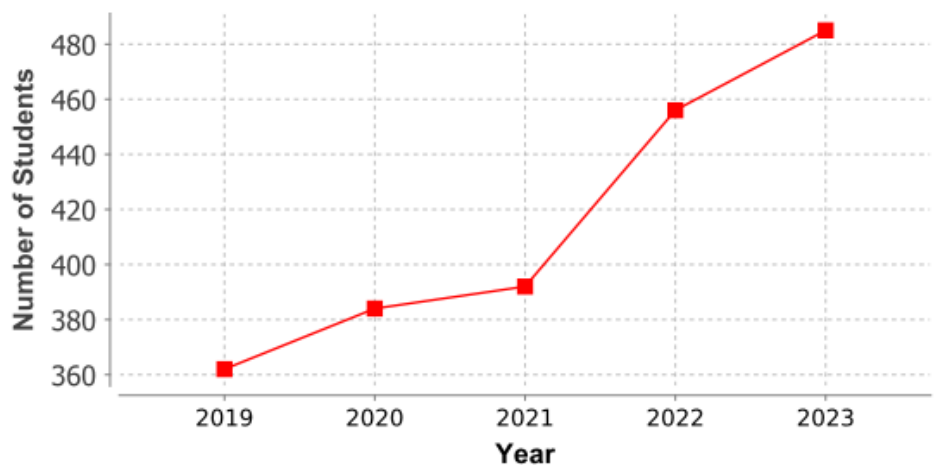


# ENROLMENTS & ATTENDANCE

Primary	Kin	PPR	Y01	Y02	Y03	Y04	Y05	Y06	Total
Full Time	(29)	74	84	87	80	60	49	51	514
Part Time	58								

2023 enrolment figures show a continued rise in both mainstream and IEC enrolments as seen in previous years. With two new transportables arriving before the 2024 school year it is expected that enrolments will exceed 550 full time students before the Semester 1 census.

**Semester 2 Student Numbers**



While attendance rates have improved since the COVID-19-affected years of 2020 and 2022, both the overall attendance and regular attendee rate has not yet returned to that of like schools. The frequency of families travelling to see relatives overseas for extended periods accounted for 4% of absences in 2023, a figure that will drop as normal operations resume across the world.

	Total		
	School	Like Schools	WA Public Schools
2021	91.6%	93.2%	91%
2022	88%	90.1%	86.6%
2023	89.9%	91.5%	88.9%

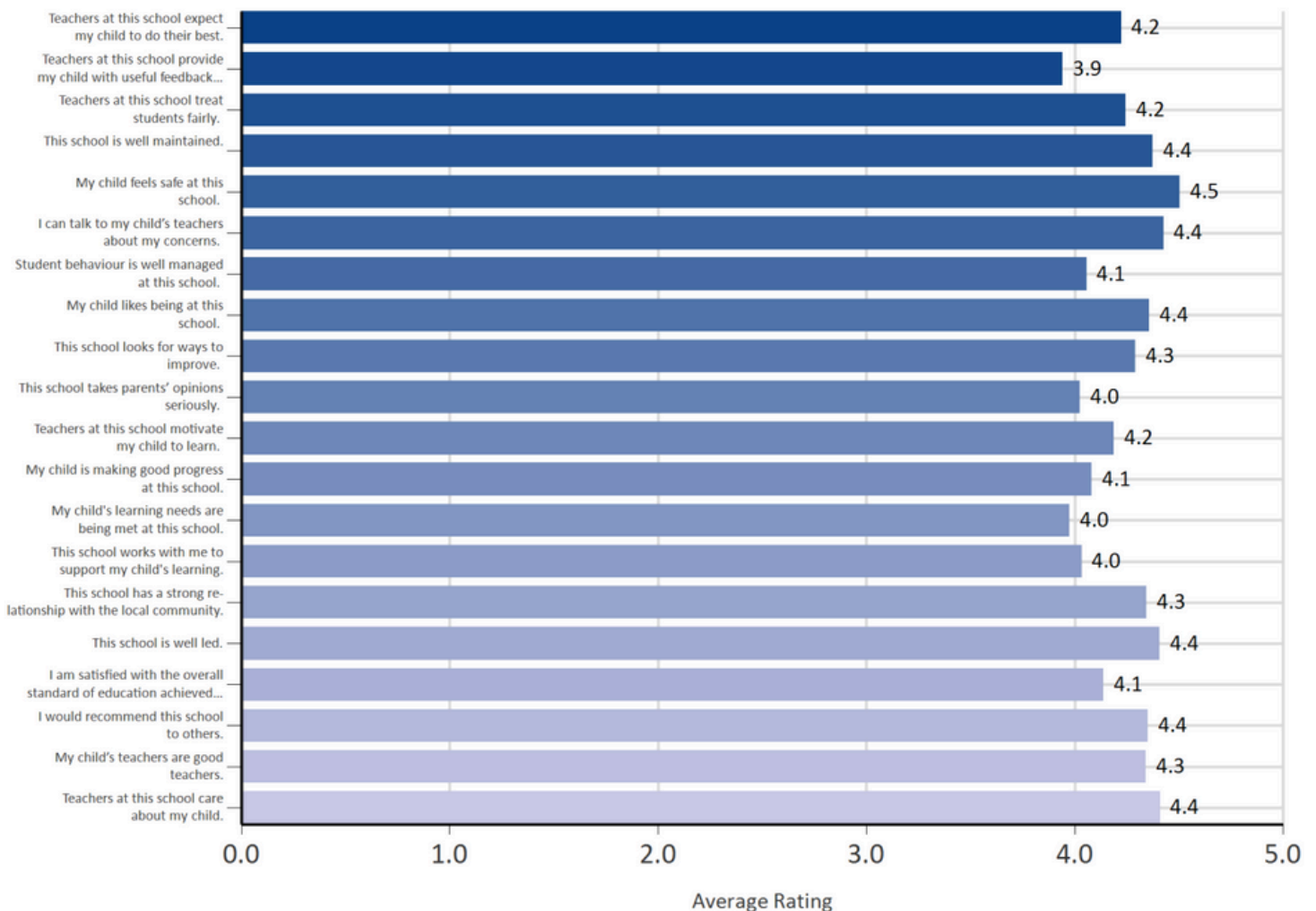
	Attendance Category			
	Regular	At Risk		
		Indicated	Moderate	Severe
2021	72.3%	19.9%	7.3%	0.5%
2022	53.6%	30.5%	12.3%	3.5%
2023	60.2%	30.7%	8.2%	1.0%
Like Schools 2023	70.7%	22.0%	6.0%	1.3%
WA Public Schools	61.0%	25.0%	10.0%	4.0%



# 2023 PARENT SURVEY

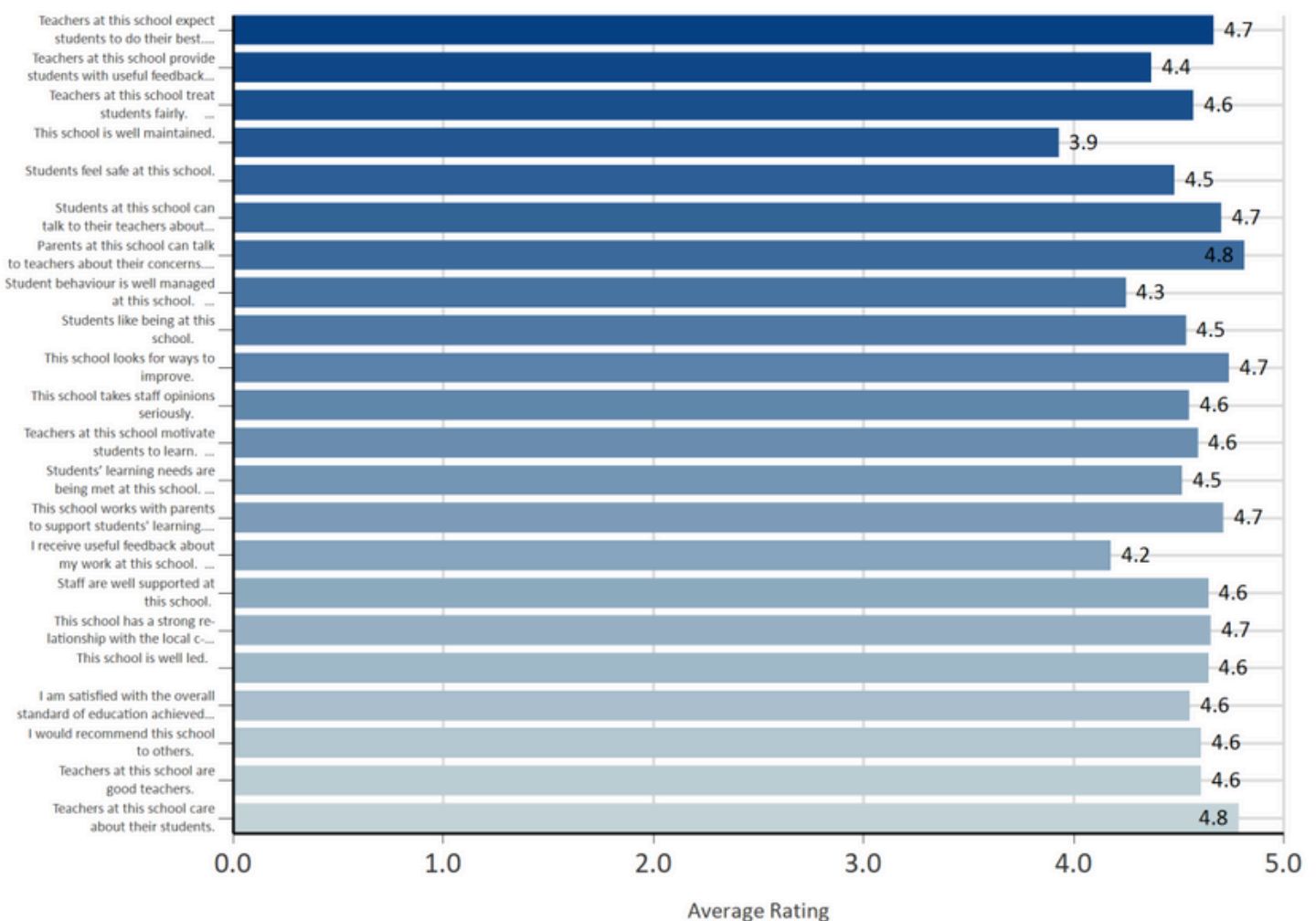
The following three school opinion surveys were conducted in Term 4 2023.

The parent survey below is an aggregated result of 123 responses from across the whole school. The numerical results demonstrate a continued high level of trust and engagement in the school's core business of improving student outcomes, with the comments section containing many affirmations about school operations, communication and leadership. The themes arising in constructive feedback centred around accessibility, improving particular areas of the grounds, year-to-year consistency in teaching and learning, and the school's capacity to house all students in the intake areas.



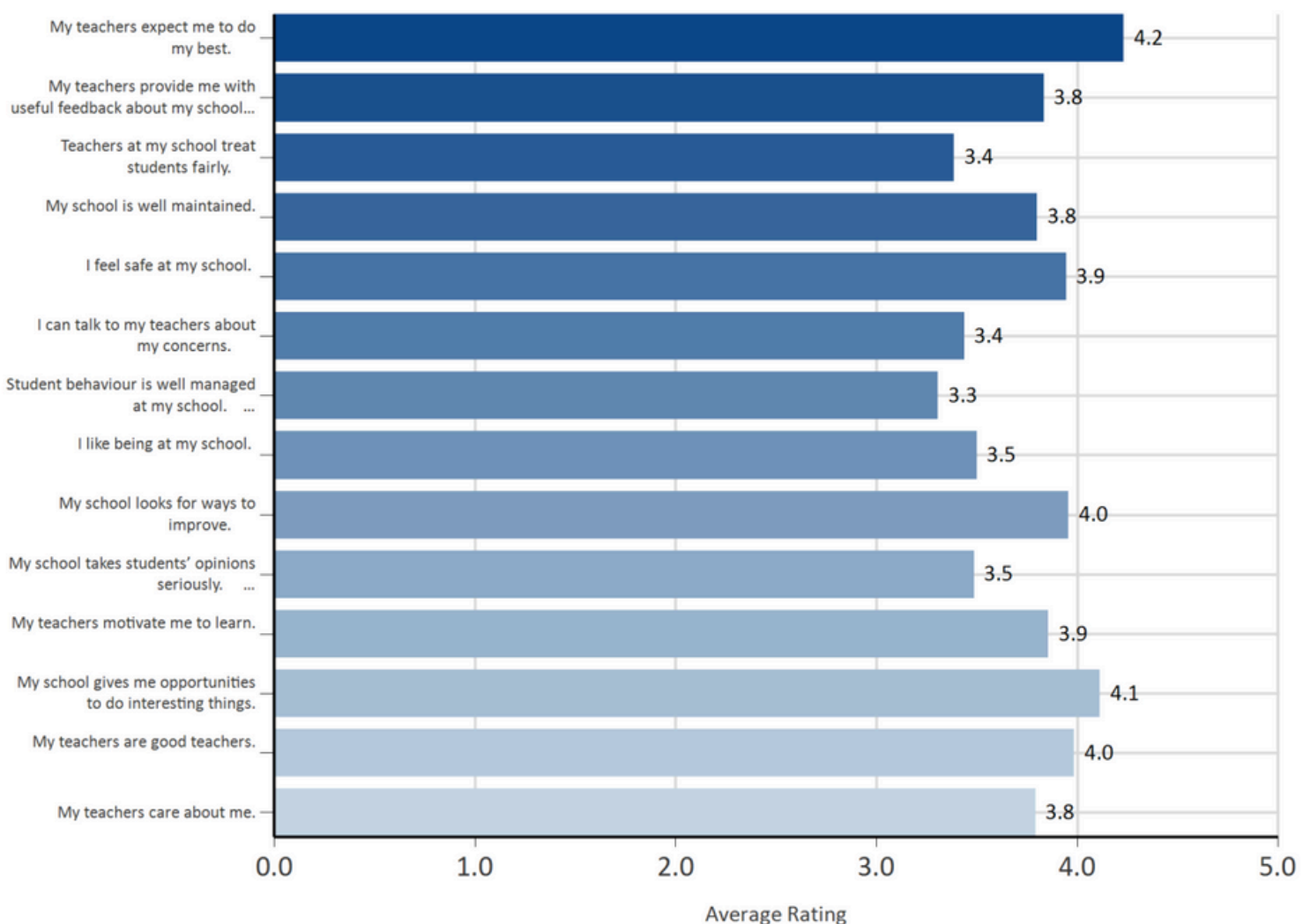
# 2023 STAFF SURVEY

The staff survey below is an aggregated result of 39 responses from across the school. The numerical results reflect a strategic approach to building trust and collegiality through the school's core business of improving student outcomes, with the comments section containing many affirmations about school support, opportunities for development and collegiality. The themes arising in workload and system demands were evident in the constructive responses.



# 2023 STUDENT SURVEY

The student survey below is an aggregated result of 73 responses from students in Year 4-6. Compared to previous years, the scores demonstrate an improved view of their learning while recognising the efforts of their teachers and other staff. Students value the “feel” off the school represented by their friends and the tone of the school, many acknowledging the many forms of recognition for positive behaviour present in their school. The majority of constructive comments requested an increase in material items such as the number of devices available, more playgrounds and more equipment in general.





# GRADUATE DESTINATIONS

Destination Schools	Male	Female	Total
1063 Christian Brothers' College	8		8
4206 Fremantle College	5	2	7
1121 Iona Presentation College		7	7
4034 Melville Senior High School	6	1	7
1368 Seton Catholic College	5		5
4025 John Curtin College Of The Arts	1	3	4
1351 Fremantle Christian College		3	3
4002 Applecross Senior High School	2		2
4048 Rossmoyne Senior High School	1	1	2
1277 All Saints' College	1		1
4184 Atwell College	1		1
1041 Christ Church Grammar School	1		1
4210 Hammond Park Secondary College		1	1
1396 Kennedy Baptist College	1		1
4150 Lakeland Senior High School	1		1
1102 Mazenod College	1		1
4054 Rockingham Senior High School		1	1
4126 Willetton Senior High School		1	1

Due to the large intake area of the IEC, BPS graduates continue their education at a variety of high schools both public and private. Many of our mainstream students are also accepted into specialist programs at high schools across the metropolitan area.

# FINANCIAL INFORMATION

INCOME - Dec 2023 ( Verified Dec Cash)		
	Current Budget (\$)	Actual YTD (\$)
Carry Forward (Cash)	208,215	208,215
Carry Forward (Salary)	279,612	279,612
<b>STUDENT-CENTRED FUNDING</b>		
Per Student	4,500,213	4,500,213
School and Student Characteristics	1,678,597	1,678,597
Disability Adjustments	82,631	82,631
Targeted Initiatives	121,574	121,574
Operational Response Allocation	203,782	203,782
<b>Total Funds:</b>	<b>6,586,797</b>	<b>6,586,797</b>
<b>TRANSFERS AND ADJUSTMENTS</b>		
Regional Allocation	0	0
School Transfers – Salary	(326,106)	(326,106)
School Transfers - Cash	325,485	325,485
Department Adjustments	0	0
<b>Total Funds:</b>	<b>(621)</b>	<b>(621)</b>
<b>LOCALLY RAISED FUNDS (REVENUE)</b>		
Voluntary Contributions	27,139	27,139
Charges and Fees	157,219	157,219
Fees from Facilities Hire	113,095	113,095
Fundraising/Donations/Sponsorships	42,375	42,375
Commonwealth Govt Revenues	14,775	14,775
Other State Govt/Local Govt Revenues	0	0
Revenue from CO, Regional Office and Other schools	0	0
Other Revenues	29,210	29,211
Transfer from Reserve or DGR	0	0
Residential Accommodation	0	0
Farm Revenue (Ag and Farm Schools only)	0	0
Camp School Fees (Camp Schools only)	0	0
<b>Total Funds:</b>	<b>383,813</b>	<b>383,814</b>
<b>TOTAL</b>	<b>7,457,816</b>	<b>7,457,817</b>

ONE LINE BUDGET - Dec 2023 ( Verified Dec Cash)		
	Current Budget (\$)	Actual YTD (\$)
Carry Forward (Cash):	208,215	208,215
Carry Forward (Salary):	279,612	279,612
<b>INCOME</b>		
Student-Centred Funding (including Transfers & Adjustments):	6,586,176	6,586,176
Locally Raised Funds:	383,814	383,814
<b>Total Funds:</b>	<b>7,457,817</b>	<b>7,457,817</b>
<b>EXPENDITURE</b>		
Salaries:	6,355,877	6,355,877
Goods and Services (Cash):	955,139	894,101
<b>Total Expenditure:</b>	<b>7,311,016</b>	<b>7,249,978</b>
<b>VARIANCE:</b>	<b>146,800</b>	<b>207,839</b>
	Current Budget (\$)	Actual YTD (\$)
<b>SALARIES</b>		
Appointed Staff	5,721,499	5,721,499
New Appointments	0	0
Casual Payments	634,359	634,359
Other Salary Expenditure	20	20
<b>Total Funds:</b>	<b>6,355,878</b>	<b>6,355,878</b>
<b>GOODS AND SERVICES (CASH EXPENDITURE)</b>		
Administration	20,780	19,240
Lease Payments	51,000	43,093
Utilities, Facilities and Maintenance	153,278	142,112
Buildings, Property and Equipment	326,310	326,132
Curriculum and Student Services	235,564	195,437
Professional Development	9,182	9,068
Transfer to Reserve	50,000	50,000
Other Expenditure	185	187
Payment to CO, Regional Office and Other schools	108,840	108,831
Residential Operations	0	0
Residential Boarding Fees to CO (Ag Colleges only)	0	0
Farm Operations (Ag and Farm Schools only)	0	0
Farm Revenue to CO (Ag and Farm Schools only)	0	0
Camp School Fees to CO (Camp Schools only)	0	0
<b>Total Funds:</b>	<b>955,139</b>	<b>894,100</b>
<b>TOTAL</b>	<b>7,311,017</b>	<b>7,249,978</b>